

SUMMARY OF OWN SOURCE INCOME IUB (MILLION)

Head Type	2020-2021	2021-2022	2022-23	2023-24
Student Related Income	2997.90	5109.770	6275.28	5758.558
Hostel Fee / User Charges	113.425	186.977	175.373	162.791
Other Income	224.883	267.305	488.730	141.313
Total Own Sources Income (IUB)	3336.21	5564.052	6939.358	6062.657


 Treasurer
 The Islamia University
 of Bahawalpur


 ASSISTANT (IC&T)
 ACCOUNTS DEPARTMENT
 The Islamia University of
 BAHAWALPUR

RESTRUCTURING OF EXISTING FACULTIES

- Year Wise Number of Faculties and Summary of Received Income (Million)

Years	2020-21	2021-22	2022-23	2023-24
Number of Faculties	13	15	15	15
Summary of Received Income	2997.903	5109.770	6275.255	5758.553

Handwritten signature

Treasurer
The Islamia University
of Bahawalpur

ASSISTANT (C&A)
ACCOUNTS DEPARTMENT
The Islamia University of
Bahawalpur


Handwritten signature

ENHANCEMENT IN THE ENROLLMENT OF STUDENTS

- Year Wise Number of Total Enrollment of Students (2021-2024)

Year	Number of Total Enrollment of Students	Total Income Received Against Total Enrollment of Students (Million)
2020-21	40106	2997.903
2021-22	55508	5109.770
2022-23	60230	6275.255
2023-24	58837	5758.553 ✓


Treasurer
The Islamia University
of Bahawalpur


ASSISTANT (IC & A)
ACCOUNTS DEPARTMENT
The Islamia University
BAHAWALPUR

SUMMARY OF INCOME RECEIVED FROM NEWLY OFFERED PROGRAMS

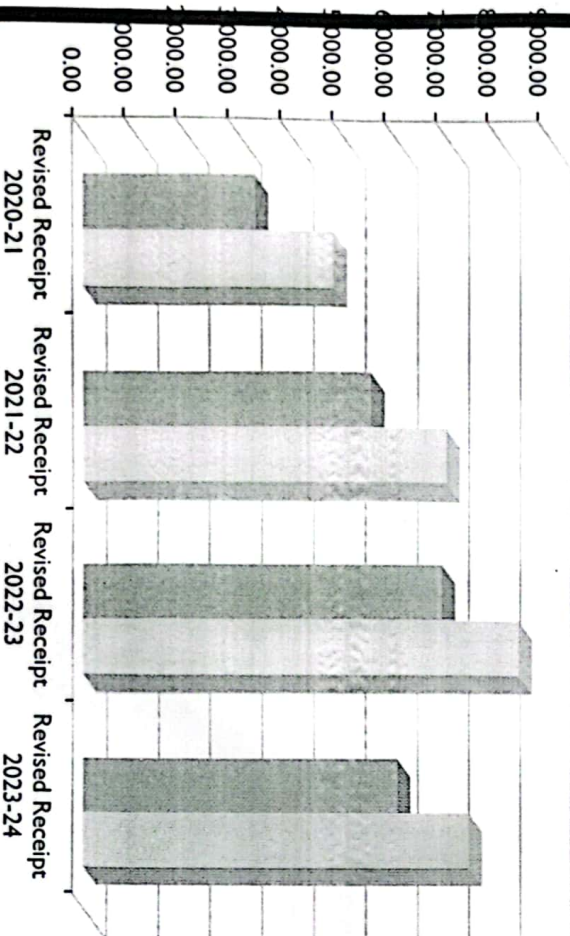
Session	Offered Latest Program	Enrolled Students	Total
Fall-2020	43	2750	97.149
Spring-2021	10	403	16.236
Fall-2021	20	832	33.152
Spring-2022	10	398	15.125
Fall-2022	80	190	10.070
Spring-2023			
Fall-2023			
Spring-2024			
Total			


Treasurer
 The Islamia University
 of Bahawalpur


ASSISTANT (IC&T)
 ACCOUNTS DEPARTMENT
 The Islamia University
 BAHAWALPUR

INCOME RECEIVED FROM DIFFERENT SOURCES 2020-2024 (Graphically Chart)

Detailed Object description	Revised Receipt 2020-21	Revised Receipt 2021-22	Revised Receipt 2022-23	Revised Receipt 2023-24
TOTAL INCOME FROM OWN SOURCES (B+C+D+E+F+G)	3,336.21	5,564.05	6,939.36	6,062.66
TOTAL INCOME(A+B+C+D+E+F+G)	4,839.08	7,012.11	8,434.33	7,459.475




■ TOTAL INCOME FROM OWN SOURCES (B+C+D+E+F+G)
■ TOTAL INCOME(A+B+C+D+E+F+G)

Treasurer
The Islamia University
of Bahawalpur

ASSISTANT (IC&T)
ACCOUNTS DEPARTMENT
The Islamia University of
BAHAWALPUR

ACTUAL INCOME 2023-2024 AND INCOME ESTIMATES 2024-2025 (Graphically Chart)

DETAILED OBJECT DESCRIPTION	Actual Receipt 2023-2024	Income Estimates 2024-25
TOTAL INCOME FROM OWN SOURCES (B+C+D+E+F+G)	6,062.66	6,365.79
TOTAL INCOME(A+B+C+D+E+F+G)	7,459.48	7,470.033



■ TOTAL INCOME FROM OWN SOURCES (B+C+D+E+F+G)

■ TOTAL INCOME(A+B+C+D+E+F+G)

[Signature]
Treasurer
 The Islamia University
 of Bahawalpur

ASSISTANT (IC&T)
 ACCOUNTS DEPARTMENT
 The Islamia University of
 BAHAWALPUR

[Signature]